

# FCPS AUTOSERVICIO PARA EMPLEADOS

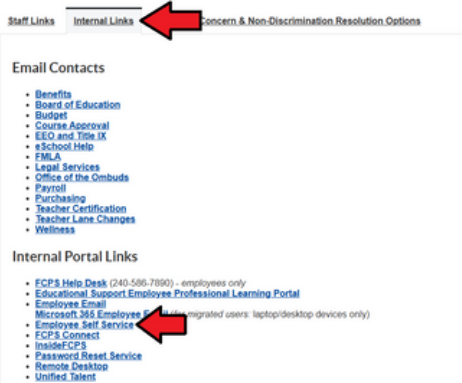
## CÓMO INICIAR SESIÓN

### 01. Vaya a FCPS.org

Haga clic en “STAFF”



### 02. Haga clic en “Internal Links” Haga clic en “Employee Self Service”

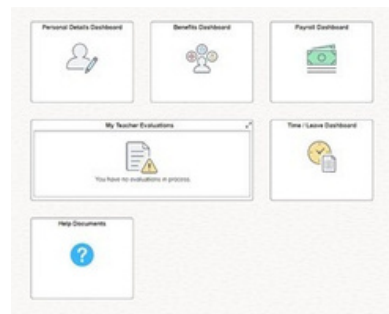


### 03. Introduzca las credenciales del correo electrónico de FCPS



Éxito!

04.

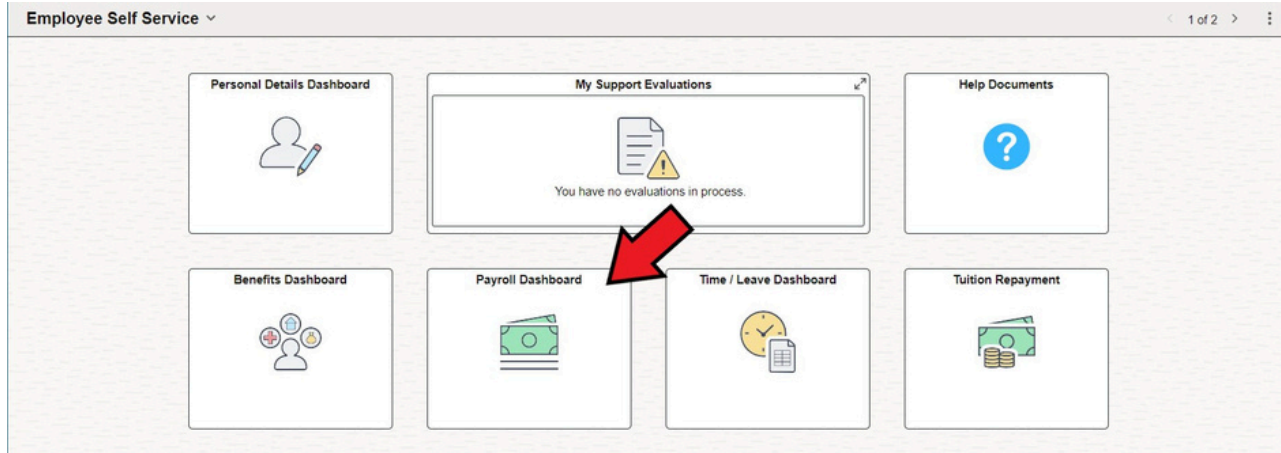


# FCPS AUTOSERVICIO PARA EMPLEADOS

## VER CHEQUE DE PAGO

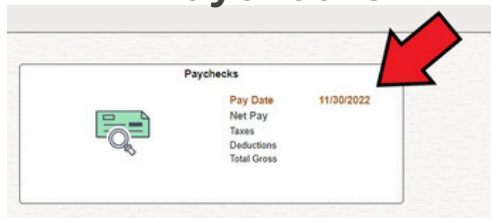
01.

Haga clic en “Payroll Dashboard”



02.

Haga clic en “Paychecks”



03.

Haga clic en la línea de fecha de verificación

Check Date	Company	Pay Begin Date / Pay End Date	Net Pay	Paycheck Number
11/30/2022	Frederick Co Public Schools	11/16/2022 11/30/2022		
11/15/2022	Frederick Co Public Schools	11/01/2022 11/15/2022		
10/31/2022	Frederick Co Public Schools	10/16/2022 10/31/2022		
10/14/2022	Frederick Co Public Schools	10/01/2022 10/15/2022		
09/30/2022	Frederick Co Public Schools	09/16/2022 09/30/2022		
09/15/2022	Frederick Co Public Schools	09/01/2022 09/15/2022		
09/31/2022	Frederick Co Public Schools	09/16/2022 09/31/2022		

Éxito!

04.

